



Welcome to Willow Class 2024

Statutory Framework for the Early Years

We follow the EYFS framework and learning is based around the seven areas of focus.

- ▶ Personal, social and emotional development
- ▶ Communication and language
- ▶ Physical development
- ▶ Literacy
- ▶ Maths
- ▶ Understanding the world
- ▶ Expressive arts and design



Our classroom











- ▶ In Willow class we are lucky to have a lovely spacious classroom with lots of different areas and activities to choose from. We also have our own outdoor area joined to the classroom, which the children can access freely throughout independent learning times.
- ▶ We have our own toilets in the classroom and a cloakroom where your child will have their own peg.
- ▶ In the classroom everybody has their own chair and tray.

Routine




- ▶ Every morning, we take the zippy bags containing their reading book and record in (we will provide all of this at the start of the year), the children will learn to place them in a box for us to check.
- ▶ We have a timetable that we try to stick to as the children feel safe and understand what is happening.
- ▶ Literacy, maths, phonics in the morning and topic, RE or PE in the afternoon.
- ▶ All the classes in school use visual timetables, this helps children know what is happening across the day.
- ▶ Willow will have French, music and Forest School sessions once a fortnight.

Today's Date: _____




Today I had:

handwriting 	reading 	math 	science 	social studies 
music therapy 	art therapy 	speech therapy 	occupation therapy 	social work 

My day was:

great 	okay 	hard 
--	---	---

I had a tough time with:

work 	transition 	sensory 
---	---	--


Teacher Notes: _____

Parent Notes: _____

- ▶ We all have our own coat pegs and drawers labelled with our name and a picture. This is to help children recognise their things without being able to read their name.
- ▶ Every day we pick a special person for the day, the child will hand out the milk and water at snack and lead the lines as we move through school. Everyone will have a go several times over the year.

Snack time

- ▶ We have toast and milk or water at 10.15am. It is a nice social experience with everyone talking and sharing.
- ▶ We have lunch at 12 o'clock. We collect it independently and eat it together in the hall.
- ▶ The menu will be available for you to discuss with your child and children then order in the morning with myself or Mrs Harper. You are welcome to send in a packed lunch.
- ▶ In the afternoon we have free fruit as a snack.
- ▶ Please send in a labelled water bottle (not juice) into school every day.



- ▶ Please send your child's PE kit into school clearly labelled. This will stay in school for the duration of each half term.
- ▶ Getting dressed independently for PE is a great skill, please practise buttons and zips.

Forest School

Please come dressed in suitable weather gear: sun cream and hats if it's hot, waterproofs, wellies and warm clothes in the colder weather. Be prepared for mud!

Our school calendar is kept up to date with all key events.




Behaviour



In Willow we
are
READY
RESPECTFUL
KIND
SAFE

Class dojo is part of our whole school positive reward system that allows you as parents to connect to Willow Class and see your child's dojo points and 'monster' via an app or email if you prefer.

25 dojo points	50 dojo points	100 dojo points
Privilege to change avatar and receive class dojo sticker.	Raffle ticket into half termly prize pots and certificate awarded in 'Celebration' worship.	Hot chocolate/ ice cream sundaes with the Head or Deputy. *Phone call home by Head or Deputy.
*Dojos will be wiped at the end of each term.		



Top Table

There will be a VIP table set up in the hall on a Friday lunch time where a child from each class will be chosen to sit with a member of staff based on their positive behaviour from that week. A 'Top Table' invitation will be sent home the day before to inform parents.

Phonics and reading



In phonics we use Ready Steady Phonics, a high-quality scheme across the whole of KS1 to ensure consistency and quality teaching.

We will send home reading books that are uniquely tailored to the level of reading and the sound your child is currently working on.

Our school expectation for reading is a minimum of 4 times weekly. Please use the diary to write down which book your child has read, any words they found tricky and any feedback/questions you may have.

Willow Class library

Your child will choose a book from our library to take home alongside a library book to draw or write about the book and their favourite part or character. This is not homework but an option to enjoy a story and inspire a love of reading for every child.

Maths

As a school we use White Rose Maths along with other fantastic resources to help your child gain the concept of number, shape and the use of different functions such as adding, subtracting, doubling and halving.

We also use numberblocks

<https://www.bbc.co.uk/cbeebies/shows/numberblocks> the BBC programs, there's lots of good advice about how to help your child with maths at home on the website.

<https://www.bbc.co.uk/cbeebies/grownups/help-your-child-with-maths>

We use lots of practical resources including numicon pieces for visual understanding.









Homework




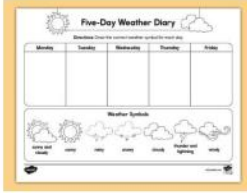


- ▶ Homework is sent home every Monday to be returned the following Monday.
- ▶ Homework is linked to the topic or learning that is happening in class that week and is split into mathematics and phonics.
- ▶ Phonics will be the sounds we have learnt so your child can be the expert and teach you!
- ▶ Please support your child and complete the homework it is a great way of giving them 1 to 1 support.

Homework Grid

Willow Class, Spring 2
Down at the Bottom of the Garden

<p>Try planting some seeds or bulbs in a pot. Some plants take a long time to grow but others, like cress seeds grow quickly. Remember to give your seeds or bulbs some water and put them somewhere sunny. What do you think will happen next?</p>	<p>Create a piece of artwork to show the four seasons.</p> 	<p>Using the letters in the word 'caterpillar', what other words can you make? Make a list of the words you can find.</p>
<p>Read a book linked to the topic. Book list: The Enormous Turnip The Tiny Seed Lulu loves flowers Errol's Garden</p> 	<p>Pick your favourite minibeast and with a grown-up help research and create a fact file all about it.</p> 	<p>Collect some leaves from your garden or local park. Have a look on the back of the leaf to see what patterns there are. Paint the leaves different colours and print them onto some paper to see the different patterns.</p>
<p>Try making a model of a flower. You could use modelling dough, paper or card, construction toys, cardboard or plastic tubs and pots. Can you label the stem, flower and leaves.</p> 	<p>Collect some natural materials, such as leaves pebbles and sticks. Can you create a home for minibeasts in your garden using the natural materials. Take a photograph of your habitat.</p> 	<p>Go for a walk around a garden/park. Look carefully to see what plants and flowers you can see growing. You could take some photos or draw some pictures of the things you see.</p> 

Willow Class, Summer 2
We've Got the Whole World in Our Hands

<p>Make a sculpture out of recycled materials.</p> 	<p>Read a book linked to the topic. Book list: My World, Your World Greta and the Giants Somebody Swallowed Stanley Tidy</p> 	<p>Paint a picture of our beautiful earth.</p> 								
<p>Help at home this week by recycling your rubbish. Keep a tally chart of how many plastic, card, and metal items you put in your recycling bin</p> <table border="1" data-bbox="1378 886 1633 1048"> <thead> <tr> <th colspan="2">Recycle Tally</th> </tr> </thead> <tbody> <tr> <td>Paper</td> <td> </td> </tr> <tr> <td>Plastic</td> <td> </td> </tr> <tr> <td>Aluminum</td> <td> </td> </tr> </tbody> </table>	Recycle Tally		Paper		Plastic		Aluminum		<p>Draw a picture and write down one way that you can help to look after our world.</p> 	<p>Create a weather diary. Draw pictures or take photos of what the weather is like each day.</p>
Recycle Tally										
Paper										
Plastic										
Aluminum										
<p>Pick a habitat and create a list of animals that live there.</p> 	<p>Look at some maps of places around the world. Can you find where you live? Can you find a place that is hot and sunny? Can you find a place that is cold and snowy?</p>	<p>Pick a continent and make a dish from there.</p> 								

Communication

- ▶ Our class page is updated every half term to share the key information on what we are learning.
- ▶ The school calendar is kept up to date with key events across the school. Our PE and forest school sessions will be on the calendar also.
- ▶ ClassDojo
- ▶ Or alternatively please do not hesitate to get in touch via email npimblott@smallwood.cheshire.sch.uk